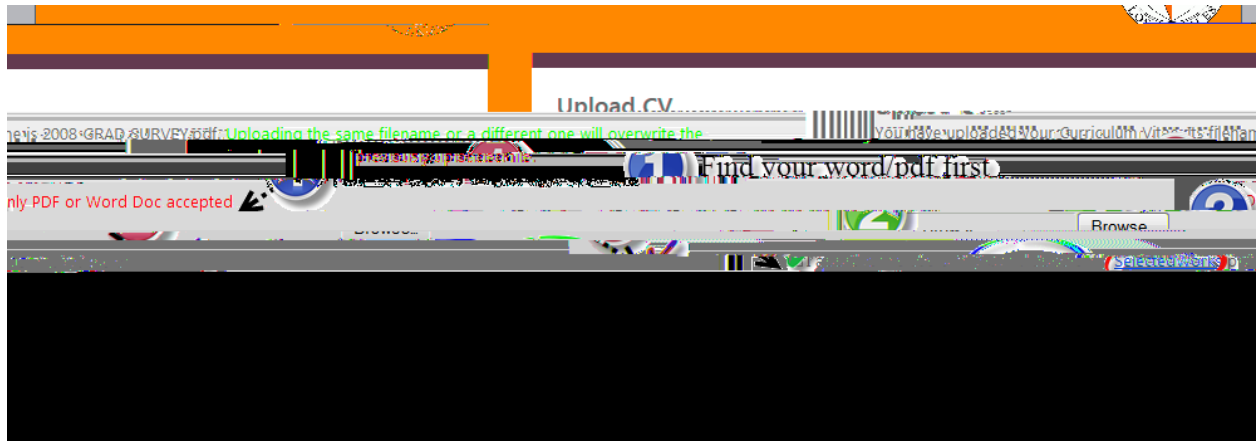



Faculty Annual Report Submission Instructions

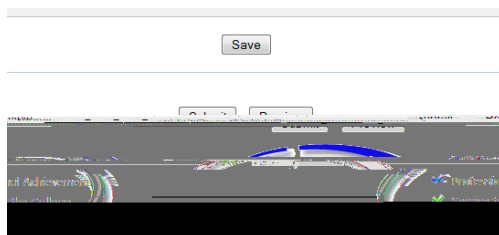
3. Uploading CV. Click Browse and find your word or pdf, then check (or uncheck) if you approve your CV for the uses of updating your Selected Works, and then finally click upload.



4. If upload is successful you will see the name of the pdf :



5. Once all required sections are complete you will see 4 green check marks:



6. You can then submit and/or preview. Once submitted you will receive a copy. You may edit the responses until the deadline!